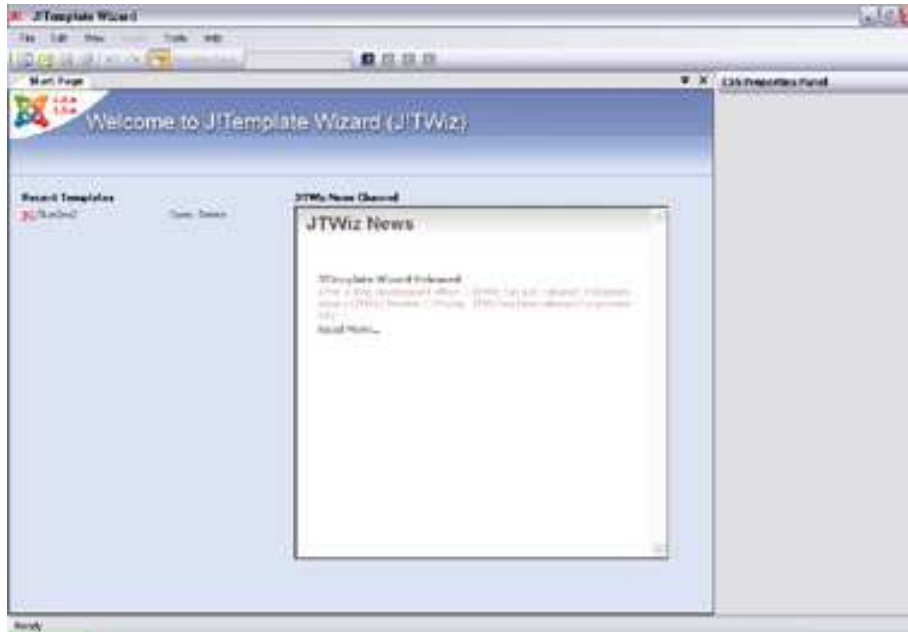




## Welcome to J!TWiz

Create Joomla! Template using J!TWiz Template Builder  
within just an hour or less!





## How It Works?

- ✓ Choose a Master Template
- ✓ Customize various parts of it
- ✓ Customize text color, font, background and much more
- ✓ Customize common web graphics using in-built Graphics Editor
- ✓ Automatic Thumbnail Generation
- ✓ Package it up ready to be used for Joomla! using just a single click



## Choosing the Master Template

- ✓ There is a gallery for both Joomla! 1.0.x and Joomla! 1.5.x templates
- ✓ Gallery shows a list of available Master Templates
- ✓ Selecting a Master Template shows the Preview
- ✓ One selects the working folder where the template files will reside and give the template a name
- ✓ Wizard creates necessary files for the template to be customized



## Customizing the Master Template

- ✓ After creating a new template, one can customize the template
- ✓ He/she can edit virtually any CSS attribute to meet one's specific need
- ✓ One can modify common web graphics
- ✓ Can undo/redo changes
- ✓ Preview panel that hosts the template reflects any change



Element Group Filter (Drop-down)

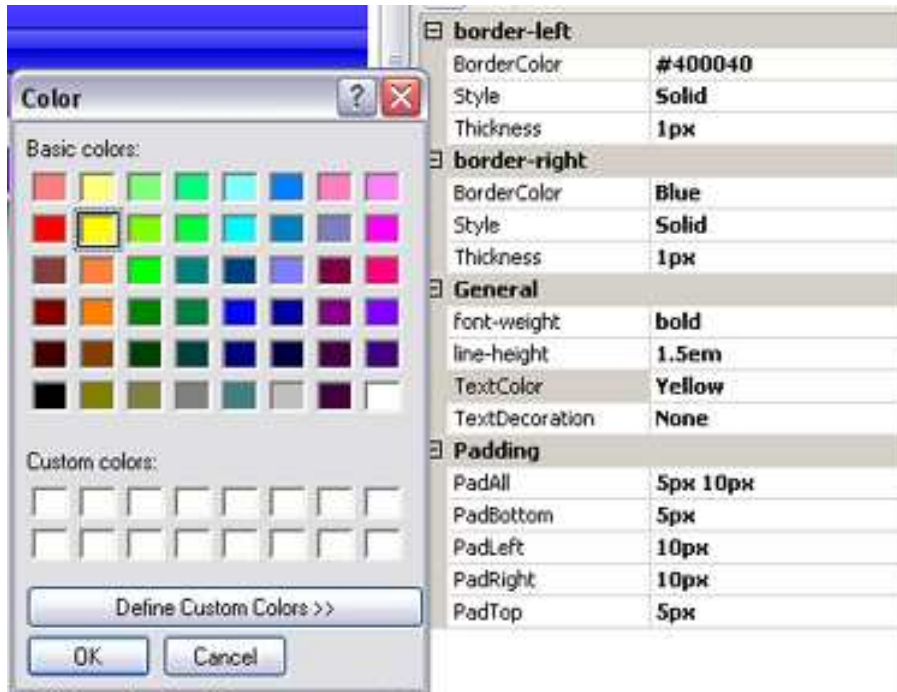
Template Element Drop-down

Css Properties in the selected Template Element

CSS Properties Panel	
Group Filter	Top Menu
Top Menu List Link	
<b>border-left</b>	
Border Color	#400040
Style	Solid
Thickness	1px
<b>border-right</b>	
Border Color	Blue
Style	Solid
Thickness	1px
<b>General</b>	
font-weight	bold
line-height	1.5em
Text Color	Yellow
Text Decoration	None
<b>Padding</b>	

## Changing CSS Properties

- ✓ Main window is divided into two parts, one is preview pane and another is CSS Properties panel
- ✓ From the CSS Properties panel, one can change CSS Properties which will be reflected in the preview pane immediately
- ✓ One can modify virtually any CSS attribute such as Text-color, Font, Background Color, Border Style and much more



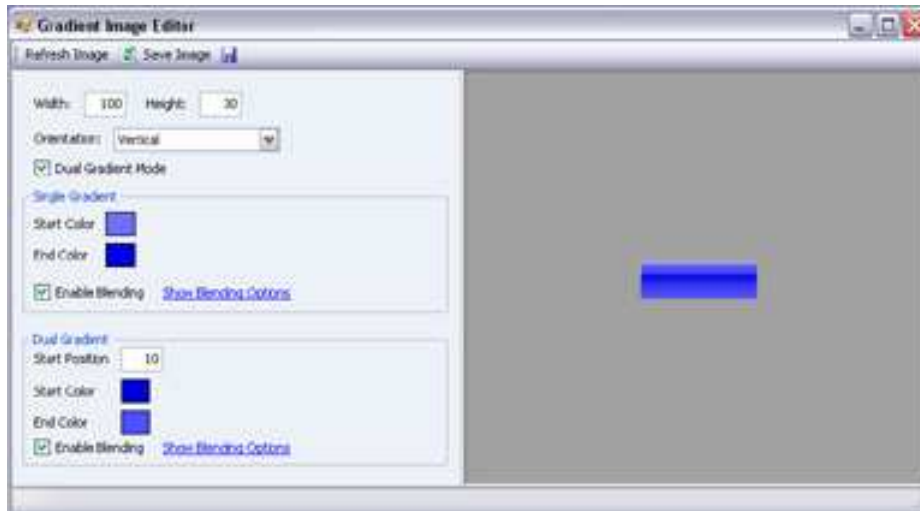
## Changing Text Color

- ✓ One can select part of a template to change its text-color, e.g., to change top navigation's text color
- ✓ Clicking ellipsis button beside the TextColor CSS Property will bring-up the color palette.
- ✓ Change is immediately reflected in the preview panel and one can undo/redo operation if he/she wishes



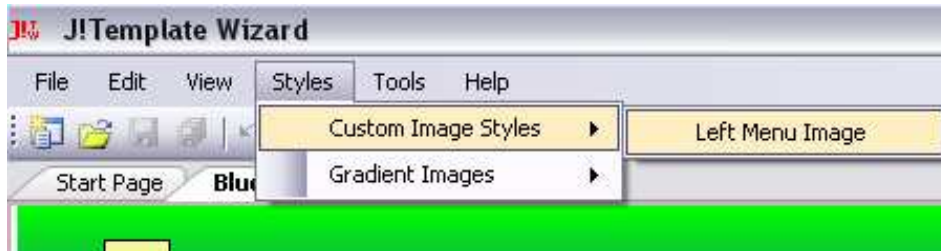
## Customizing Graphics

- ✓ Application embeds two graphics editor to customize common web graphics
- ✓ Style menu lists the parts of the template of which graphics can be customized
- ✓ Selecting a menu launches the graphics editor
- ✓ After customizing the graphics, changes are immediately reflected back without needing someone to slice n dice images for HTML/CSS
- ✓ Future version will include other image editor plug-ins.



## Gradient Image Editor

- ✓ One of the embedded graphics editor is 'Gradient Image Editor', selecting submenu from Styles menu launches this editor
- ✓ User can customize width and height (sometime for visual aid only)
- ✓ User can choose start and end color for the gradient
- ✓ Gradient can be split in vertically and horizontally having different color scheme
- ✓ Upon saving, the editor is smart enough for *slicing and dicing* the image to be used in HTML/CSS



## Rounded Image Editor

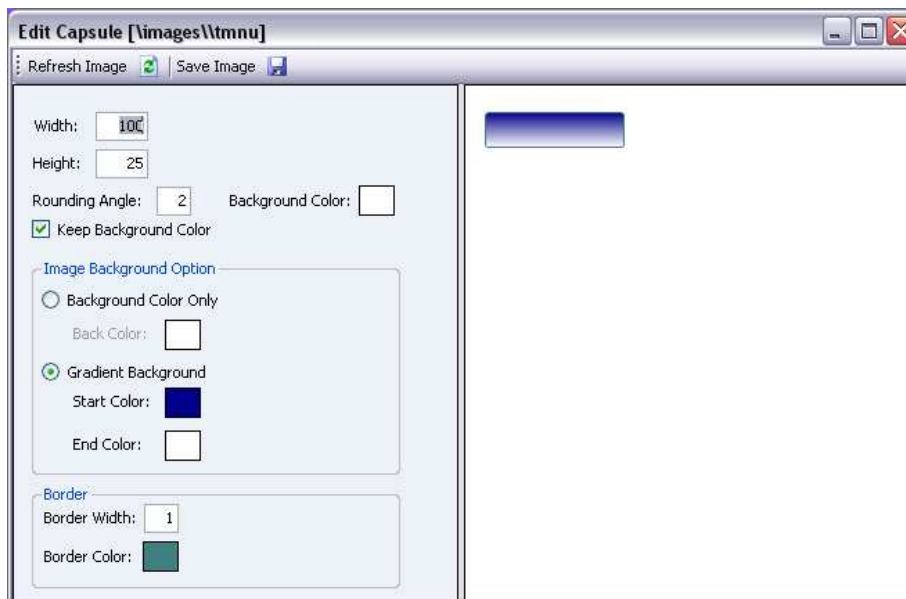
✓ Another embedded graphics editor is 'Capsule (or Rounded) Image Editor', selecting submenu from Styles menu launches this editor

✓ User can customize width and height (sometime for visual aid only)

✓ User can also make gradient effect for this type of image

✓ User can choose start and end color for the gradient

✓ Upon saving, the editor is smart enough for *slicing and dicing* the image to be used in HTML/CSS





## Packaging: Export To Joomla!

- ✓ User does not need to know all the nitty-gritty of Joomla! Template Framework or Folder Structure or XML Descriptor definitions
- ✓ Using Tools menu anyone can package a Joomla! Template
- ✓ User can change the favorite icon
- ✓ Thumbnail can be automatically generated, it can capture any chosen page as a thumbnail
- ✓ Clicking 'Publish' button, wizard packages the template and zip it up ready to be used!



Your Own Template  
Generator

## What's Next?

- ✓ J!TWiz has been designed to be a template editor framework
- ✓ Now it only supports creation of Joomla! Template (1.5.x)
- ✓ In near future, it'll support Mambo, Drupal, Wordpress and other popular web application those support template framework
- ✓ Any company wishes to build their own Template Generator may contact ClickWiz® to develop similar application